



RITE-HITE® BRAND VEHICLE RESTRAINT PARTS SELECTION MANUAL

Includes Rite-Hite® Brand Models:

RHR-600	VBR-300	LDL-500
RHR-1000	VBR-300M	SDL-900
RHR-4000	VBR-300ALP	
SHR-5000		

Warning: This Parts Selection Manual is protected by copyright law and international treaties.

Unauthorized reproduction or distribution of this document or any portion of it, may result in severe civil & criminal penalties, and will be prosecuted to the maximum extent possible under the law.

DOK-LOK® is a Registered Trademark of Rite-Hite® Corporation.
The VBR models are products of Rite-Hite® Corporation.

© 2018 4Front Engineered Solutions, Inc. - APS Resource

APS-115 R10

02/18

Table of Contents

Dok-Lok® Vehicle Restraints

Pg. 1-12

LDL-500 Series DOK-LOK Vehicle Restraint

SDL-900 Series DOK-LOK Vehicle Restraint

RHR-600 Series DOK-LOK Vehicle Restraint

RHR-1000 Series DOK-LOK Vehicle Restraint

RHR-4000/SHR-5000 Series Dok-Lok Vehicle Restraint

Rite-Hite® VBR Vehicle Restraints

Pg. 13-19

Rite-Hite® VBR-300:
Vertical Barrier - Hydraulically Powered

Rite-Hite® VBR-300M:
Vertical Barrier - Mechanically Operated with Manual Light Switching

Rite-Hite® VBR-300ALP:
Vertical Barrier - Mechanically Operated with Automatic Light Package

Replacement Parts Quick Reference for Dock Levelers and Vehicle Restraints

Pg. 20-24

DOK-LOK Product Description

APS Resource offers replacement parts for many different models of Rite Hite DOK-LOK vehicle restraint. Model identification guidelines are listed below, but always consult the original owner's manual for complete information and replacement part lists.

LDL-500

- Restraints manufactured after May 1989 have **G3** motor and limit switch connections.
- Restraints manufactured after March 1999 have **G3M** motor and limit switch connections. Be certain of the connections before ordering parts.
- Control box has push buttons for "Lock" and "Unlock".
- The inside of the control box has a timer module for controlling the motor. There is no PLC or circuit boards.

Please note: Restraints built prior to May 1989 have the motor on the right side of the hook (facing the dock), and APS does not offer parts for these units.

SDL-900

This model follows the same identification guidelines as the LDL-500, with the following exceptions:

- The control box has touch pad buttons for "Lock" and "Unlock"; rather than push buttons.
- The inside of the control box has circuit boards; rather than a timer.
- The control box has alarm override buttons, numbered 1-2-3, in the lower left hand corner of the box.

RHR-600

- Introduced approximately July 2001.
- Uses **G3M** electrical connections.
- The inside of the control box has circuit boards.
- The control box has two touch pads for activation and one touch pad for the horn silence feature.
- 12" carriage with 1-piece slope extension is standard.



G3 Motor Connector



G3M Motor Connector

RHR-1000

- Introduced approximately July 2001.
- Uses **G3M** electrical connections.
- The inside of the control box has circuit boards.
- The control box has two touch pads for activation and a 3-pad horn silence code feature.
- 9" carriage with 2-piece slope extension standard.


RHR-4000

- Introduced approximately April 2013.
- Painted black.
- Spring-loaded shroud over hook.
- Uses **G3M** electrical connections.
- The inside of the control box has circuit boards.

SHR-5000


- Introduced approximately January 2015.
- Painted black.
- Options for standard hook, or spring-loaded shroud over hook.
- Uses **G3M** electrical connections.
- The inside of the control box has one main circuit board.
- The control box has integrated red and green LED circuit boards for the inside lights; rather than red and green lenses.

RHR-4000/SHR-5000 Exterior Parts




Item Number	Item Description	RHR-4000
1	Roller Track	C139912
2	Spring Cover, Left (facing dock)	C139919
3	Spring Cover, Right (facing dock)	C139918
4	Spring Cover Mounting Screw	C18210
5	Concrete Anchor, 5/8" x 4"	AP6821
6	Spring Bar	C139915
7	Motor Cover with Decal	C140044
8	Decal, "Warning, Slip & Pinch Hazard"	C0141990
9	Bolt, 5/16" -18 x 1"	000115
10	Slope Extension Clevis Pin	C105495
11	Machinery Bushing	000064
12	Cotter Pin	AP2509
13	Retaining Ring, Spiral	C137218

RHR-4000/SHR-5000 Motor Parts



Item Number	Item Description	RHR-4000
1	Hook Shaft	156009
2	Limit Switch LS1	C18211
3	Limit Switch LS2	C18212
4	Roller Chain	C140063
5	Sprocket, with set screws	AP7921
6	Retaining Ring	131530
7	Motor Kit (Requires field assembly, consult APS Resource before purchasing)	AP7690
8	Socket Head Cap Screw 1/4" - 20 x 1-1/2"	C51636
9	Hi Collar Lock Washer	C51802
10	Cage Nut, 5/16" - 18	C51556
ALSO AVAILABLE		
	Flange bolt "motor mount"	C58069

RHR-4000/SHR-5000 Shaft and Bearings

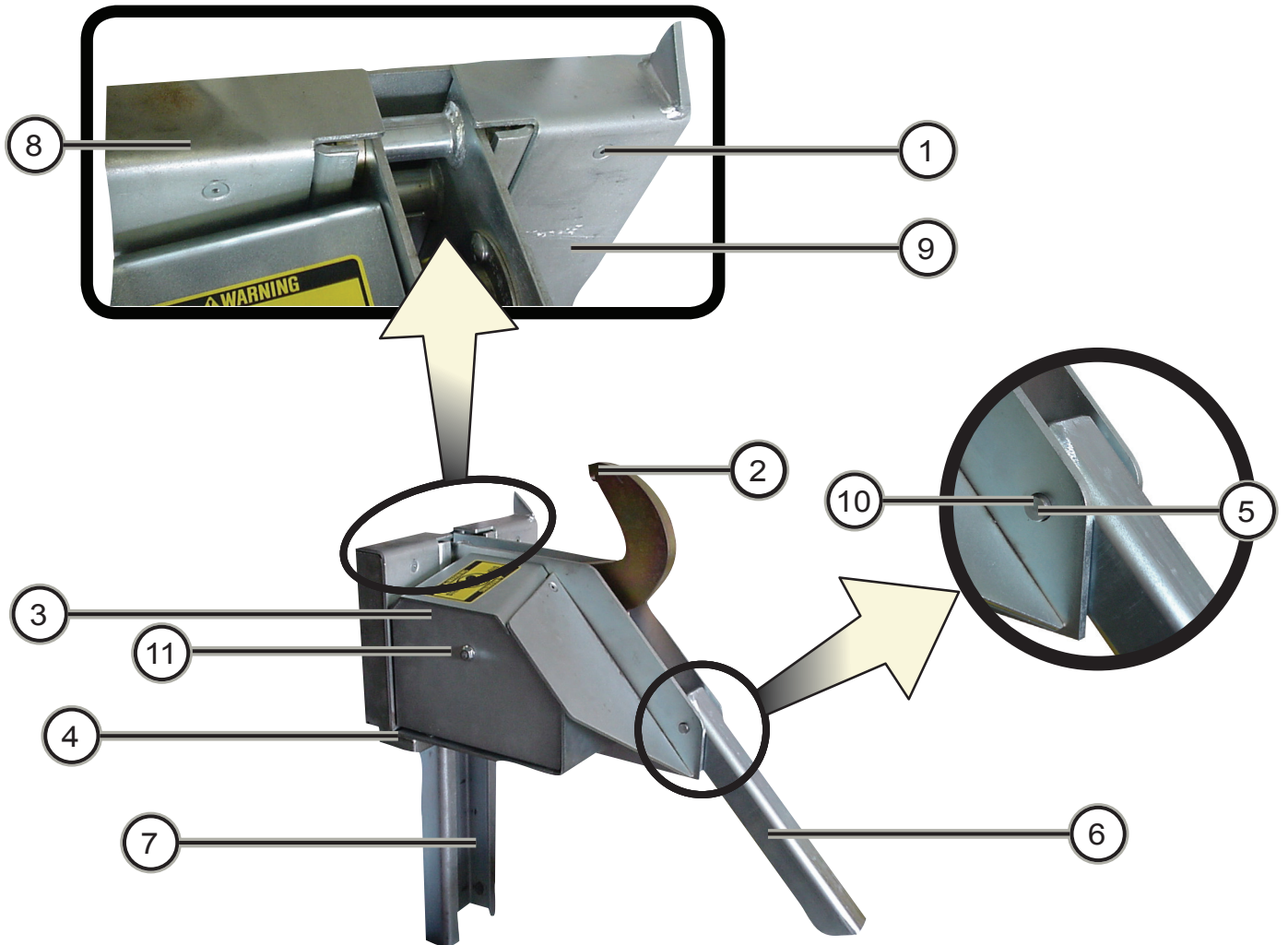


Item Number	Item Description	RHR-4000
1	Carriage Roller	C15782
2	Extension Spring	101097
3	Cage Nut	C51556
4	Zerk Fitting	127002
5	Nut, Serrated Flange 3/8"-16	131533
6	Carriage Bolt, 3/8"-16 x 1"	131534
7	Bolt, Hook Stop	C68207
8	Bearing	091116
9	Wire Harness	C18205
10	Set Screw, 3/8"-16	C139428
11	Hook Shaft	156009

ALSO AVAILABLE



Hook Spring	C137215
Cord Grip Lock Nut	C55791
Harness Cord Grip	C66082
Serrated Flange Bolt, 7/16"-14 x 1"	C140346
Hex Bolt, 1/2"-13 x 1"	C125347
1/2" Lock Washer	C51831
Key	C54864
Set Screw, Knurled, 5/16"-18	C56525

Exterior Parts



Item Number	Item Description	RHR 9" Carriage	RHR 12" Carriage	LDL-500	SDL-900
1	Spring Cover Mounting Bolt	C18210	C18210	C58018	C58018
2	Hook (10-1/2 inch reach)	N/A	N/A	C1886	C1886
3	Motor Cover Assembly	N/A	N/A	C1962	C1962
4	Lower Spring Bar Mounting Plate	C1957	C1957	C1957	C1957
5	Pivot Pin, Slope Extension	C105495	C105495	C52656	C52656
6	Slope Extension	N/A	C1883	C1883	C1883
7	Roller Track Assembly	C1955	C1955	C1955	C1955
8	Spring Cover, Left (facing dock)	C54849	C54849	C54849	C54849
9	Spring Cover, Right (facing dock)	C1954	C1954	C1954	C1954
10	Retaining Ring (2 needed)	----	----	AP0079	AP0079
11	Nut, 7/16" - 14	131535	131535	131535	----
ALSO AVAILABLE					
	Cotter Pin (2 needed for 9")	C51903	C51901	----	----
	Machine Bushings (4 needed)	C19128	----	----	----
	Washer (2 needed)	----	C51711	----	----

Motor Parts



Item Number	Item Description	RHR 9" Carriage	RHR 12" Carriage	LDL-500	SDL-900
1	Bearing, Shaft	C6085	C6085	C6085	C6085
2	Sprocket, Hook Drive	C56177	C56177	C56150	C56150
3	Limit Switch, LS1, G3	----	----	C57368	C57368
	Limit Switch, LS1, G3M & RHR	C18211	C18211	C18211	C18211
4	Limit Switch, LS2, G3	----	----	C57369	C57369
	Limit Switch, LS2, G3M & RHR	C18212	C18212	C18212	C18212
5	Cam	N/A	C53432	C53432	C53432
6**	Wire Harness, G3	----	----	C8307	C8315
	Wire Harness, G3M & RHR	C18205	C18205	C18205	C18205
7***	Chain, G3, G3M, RHR-600 (12" only) & RHR-1000	C56175	C56175	C56522	C56522
	Chain, RHR-600 (9" only)	C19125	----	----	----
8	Limit Switch Plug Retainer	----	----	C55924	C55924
9	Hook Shaft	C54987	C54987*	C54987*	C54987*
10	Retaining Ring	131530	131530	131530	131530
11	Cap Screw	C51636	C51636	C51636	C51636
12	Lock Washer	C51802	C51802	C51802	C51802
13	Nut	131535	131535	131535	131535
14	Key	C54864*	C54864*	C54864*	C54864*

ALSO AVAILABLE

Flange Bolt "Motor Mount"

C58069

C58069

C58069

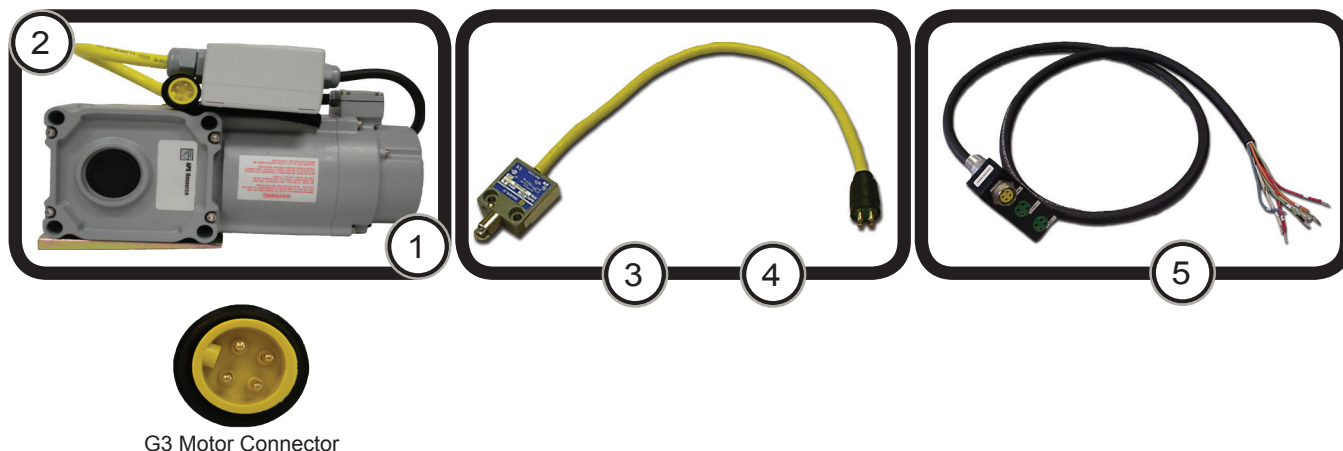
***Motor must be on left side of carriage. Restraints built prior to May 1989 have the motor on the right side of the hook (facing the dock), and APS does not offer parts for these units.**

** Special wire harness lengths (available upon request)

*** Other chain sizes available. Call APS Resource

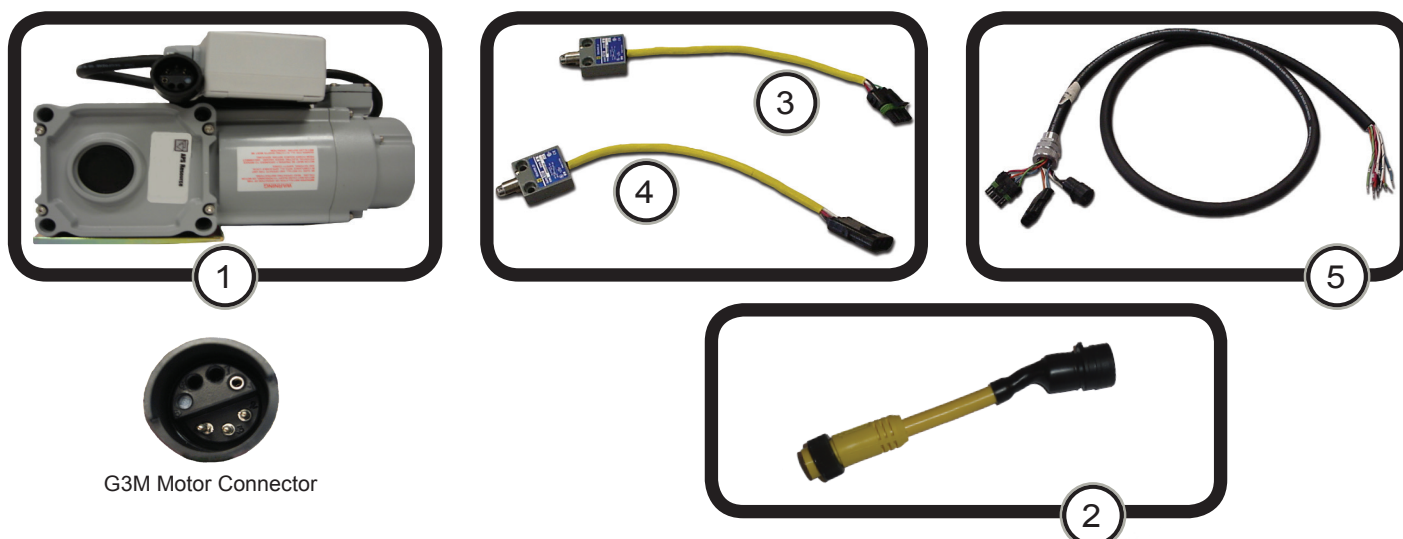
Electrical Parts G3 Series

G3: Units Manufactured After May 1989





Item Number	Item Description	LDL-500	SDL-900
1	Motor (plastic connector)	C8306	C8306
2	Motor Cord	C56151C	C56151C
3	Switch LS1 (round connector)	C57368	C57368
4	Switch LS2 (round connector)	C57369	C57369
5	Wire Harness	C8307	C8315

G3M: Units Manufactured After March 1999



Item Number	Item Description	RHR 9" Carriage	RHR 12" Carriage	LDL-500	SDL-900
1	Motor (rubber connector)	C106708	C106708	C18207B	C18207B
2	Adaptor, G3M to G3	AP0875	AP0875	AP0875	AP0875
3	Switch LS1 (flat connector-M)	C18211	C18211	C18211	C18211
4	Switch LS2 (flat connector-F)	C18212	C18212	C18212	C18212
5	Wire Harness	C18205	C18205	C18205	C18205

Shaft and Bearings




Item Number	Item Description	RHR 9" Carriage	RHR 12" Carriage	LDL-500	SDL-900
1	Carriage Rollers	C15782	C15782	C6082	C6082
2	Cage Nut	C56540	C56540	C51556	C51556
3	Hook Shaft	C54987	C54987	C54987	C54987
4	Bearing	C6085	C6085	C6085	C6085
5	Extension Spring	C52129	C52129	C52129	C52129

Lights




Item Number	Item Description	LDL-500	SDL-900
1	Complete Assembly - LED, 12	AP1118	AP1118
2	Sign, Narrow Caution Outside Regular Image (10-1/2" x 25-1/4")	C56112	C56112
3	Sign, Narrow Caution Outside Reverse Image (10-1/2" x 25-1/4")	C56113	C56113
ALSO AVAILABLE			
	Sign, Standard Caution Outside Regular Image (18" x 21")	C56096	C56096
	Sign, Standard Caution Outside Reverse Image (18" x 21")	C56097	C56097

Lamps and Bulbs





Item Number	Item Description	LDL-500	SDL-900
1	Lamp Socket Assembly (includes bulb)	C57186	C57186
2	Bulb, Incandescent, 12V	C57187	C57187
3	Light Assembly Incand. Green 4", Outside (includes socket & bulb)	C57129	C57129
4	Light Assembly Incand. Red 4", Outside (includes socket & bulb)	C57128	C57128
5	LED Lamp Assembly, Green Lens, 12-24V	AP4691	AP4691
6	LED Lamp Assembly, Red Lens, 12-24V	AP4690	AP4690
7	Outside Light LED Upgrade Kit, 12-24V (includes items 5 and 6)	LED1224CK	LED1224CK

SDL-900 Control Box




Item Number	Item Description	SDL-900
1	Light, Inside Lens Only, Red Oval	C55811
2	Light, Inside Red Oval Assembly	C55741
3	Light, Inside Green Oval Assembly	C55742
4	Light, Inside Lens Only, Green Oval	C55812
5	Alarm Horn, 12V (same as C57383)	C55753
ALSO AVAILABLE		
	Light, Inside Lens Only, Red Rectangular	C57840
	Light, Inside Red Rectangular Assembly	C57803
	Light Bulb, Incandescent, Inside	C55768
	12V LED Upgrade: Kit (2 Red, 2 Green)	SE637145
	Red Only, 2 Required	SE637140
	Green Only, 2 Required	SE637142
	Circuit Board	Call APS Resource Technical Support

RHR Control Box



Item Number	Item Description	RHR
1	Inside Signal Light, Red Lens Only, Rectangular	C57840
2	Inside Signal Light, Green Lens Only, Oval	C55812
3	Inside Signal Light, Red Assembly	C57803
4	Inside Signal Light, Green Assembly	C55742
5	Fuse (Control)	C107571
6	Circuit Breaker (motor)	C107576
ALSO AVAILABLE		
	Fuse (OS Lights)	C119018
	Screw, Round Head	C18364
	Light Bulb, Incandescent, Inside	C57187
	Lamp Socket Assembly	C57186
	Horn, 12VDC	C57383
	Sign, Standard Caution Outside Regular Image (18" x 21")	C56096
	Sign, Standard Caution Outside Reverse Image (18" x 21")	C56097
	Control Box - LED 12V Upgrade: Kit (2 Red, 2 Green)	SE637145
	Red, 2 Required	SE637140
	Green, 2 Required	SE637142
	Outside Light LED Upgrade Kit, 12-24V (1 Red, 1 Green)	LED1224CK

LDL-500 Control Box



Item Number	Item Description	LDL-500
1	Bridge Rectifier	C55760
2	Fuse, 5 amp.	C57189
3	Circuit Breaker, 3 amp.	C57350
	Circuit Breaker, 4 amp.	----
	Circuit Breaker, 5 amp.	C65609
4	Transformer	C57349
5	Alarm Horn, 12V	C57383
6	Dual Timer	C55790
7	Flasher Solid State, 110V	C55733
8	Push-Button Assembly	C57020
9	Light, Inside Red Rectangular Assembly	C57803
10	Lens Only, Rectangular Red Inside	C57840
11	Light Bulb, Incandescent, Inside	C55768
12	Light, Inside Green, Assembly	C55742
13	Lens Only, Inside Green, Assembly	C55812
14	Key Switch (G3)	C57087
	Key Only (G3)	C57087-1
	Key Switch (G3M)	C65899
	Key Only (G3M) - Double Edge Key	C65897

ALSO AVAILABLE

Light, Inside Lens Only, Red Oval

Light, Inside Red Oval Assembly


12V LED Control Box Upgrade: Kit (2 Red, 2 Green)

Red, 2 Required

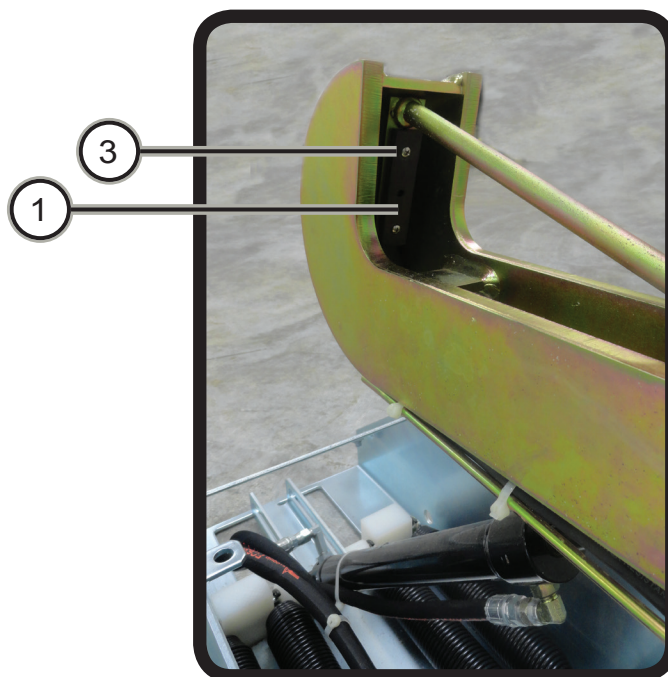

Green, 2 Required

VBR-300/M/ALP Product Description



The VBR-300 vehicle restraint by Rite-Hite® is a ground stored restraint that can be either manually operated with manual light switching (VBR-300M), manually operated with automatic light switching (VBR-300ALP), or hydraulically operated (VBR-300). Rite-Hite® Corporation released the VBR Restraint series in 2000. The VBR series provides a 4-1/4" vertical barrier moving vertically on a track to engage Rear Impact Guards (RIG).



Mechanical Parts




Item Number	Item Description	VBR-300	VBR-300M	VBR-300ALP
1	Magnet (3"), High Energy Rubber	C107121	N/A	Call APS
2	Nut, Stainless Steel (not visible)	C58814	N/A	C58814
3	Screw, Slotted Flange Head, Stainless Steel	C109130	N/A	N/A
ALSO AVAILABLE				
	Screw, Pan Head, Stainless Steel	N/A	N/A	C109552



*Note: Switch mounted internally under the hook

Item Number	Item Description	VBR-300	VBR-300M	VBR-300ALP
1	*Sensing Switch Assembly	C107122	N/A	N/A
ALSO AVAILABLE				
	Wire Tie	C55592	N/A	C55592

Mechanical Parts

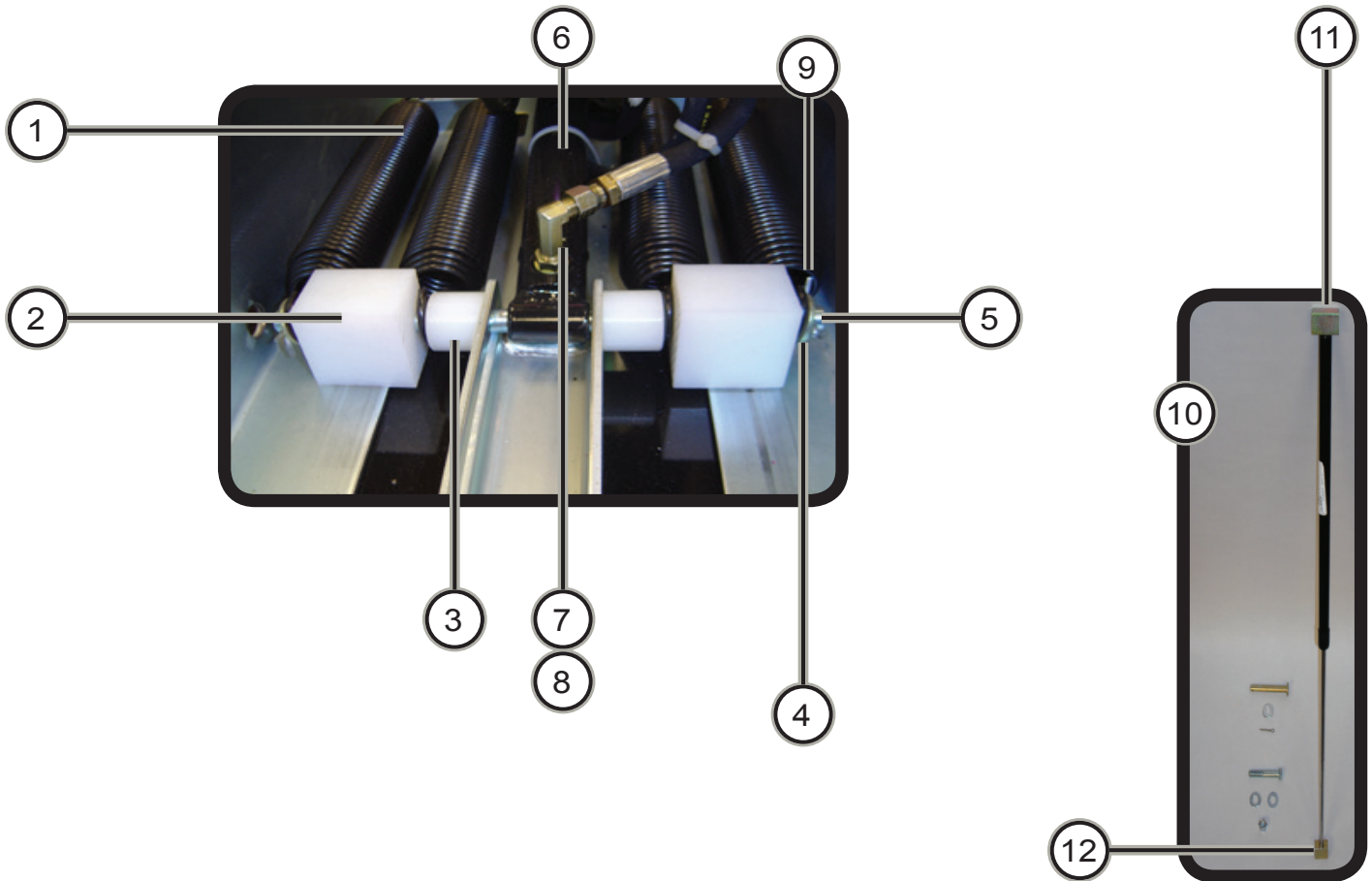


Item Number	Item Description	VBR-300	VBR-300M	VBR-300ALP
1	Sensing Switch Assembly	C107122	N/A	N/A
2	Wire Tie	C55592	N/A	C55592
ALSO AVAILABLE				
	Magnet (1") High Energy Rubber	C18344	N/A	N/A



Item Number	Item Description	VBR-300	VBR-300M	VBR-300ALP
1	Clevis Pin	C52525	N/A	C111751
2	Caged Nut	C56540	C56540	C56540
3	Roller Assembly	C15782	C15782	C15782
ALSO AVAILABLE				
	Spring	C107120	N/A	C107120

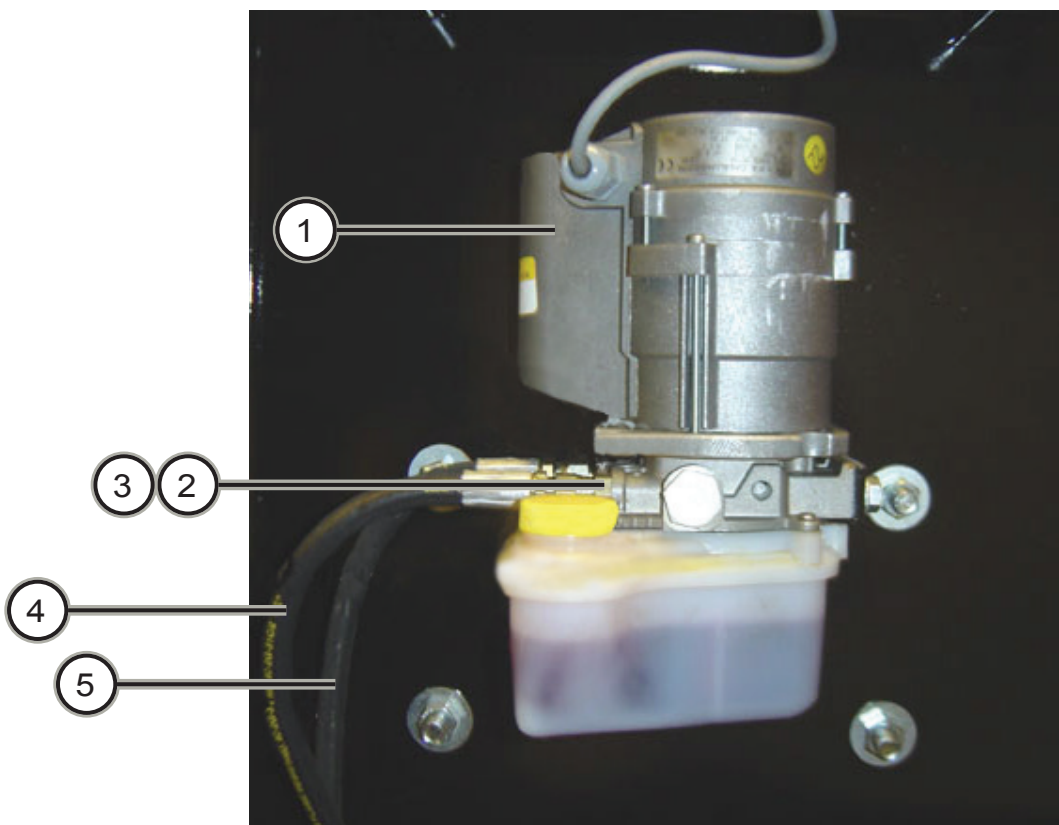
Mechanical Parts



Item Number	Item Description	VBR-300	VBR-300M	VBR-300ALP
1	Spring (1-7/8") O.D.	C52129	N/A	N/A
2	Spacer (2 x 1-1/2 x 2" Lg) UHMW	C107118	N/A	N/A
3	Spacer (9/16 ID x 1-1/4 OD x 1-1/16" Lg) UHMW	C107637	N/A	N/A
4	Flat Washer	C51706	C51706	C51706
5	Clevis Pin	C107119	N/A	N/A
6	Hydraulic Lift Cylinder (includes items 7 and 8)	C107112	N/A	N/A
7	Fitting 90 degrees XL #4 o-ring (M) #4 JIC(M)	C107114	N/A	N/A
8	Fitting 90 degrees L #4 o-ring (M) #4 JIC(F)	C107113	N/A	N/A
9	Cotter Pin	C51901	C51901	C51901
10	Gas Spring Assembly (includes 11, 12, and hardware)	N/A	C58103	C58103
11	Lug, Gas Spring Barrier End	N/A	C109199*	C109199*
12	Lug, Gas Spring Base End	N/A	C109198*	C109198*
ALSO AVAILABLE				
	Bolt, Hex Head	N/A	C58103	C58103
	Nut, Nylock Hex	N/A	C51507	C51507

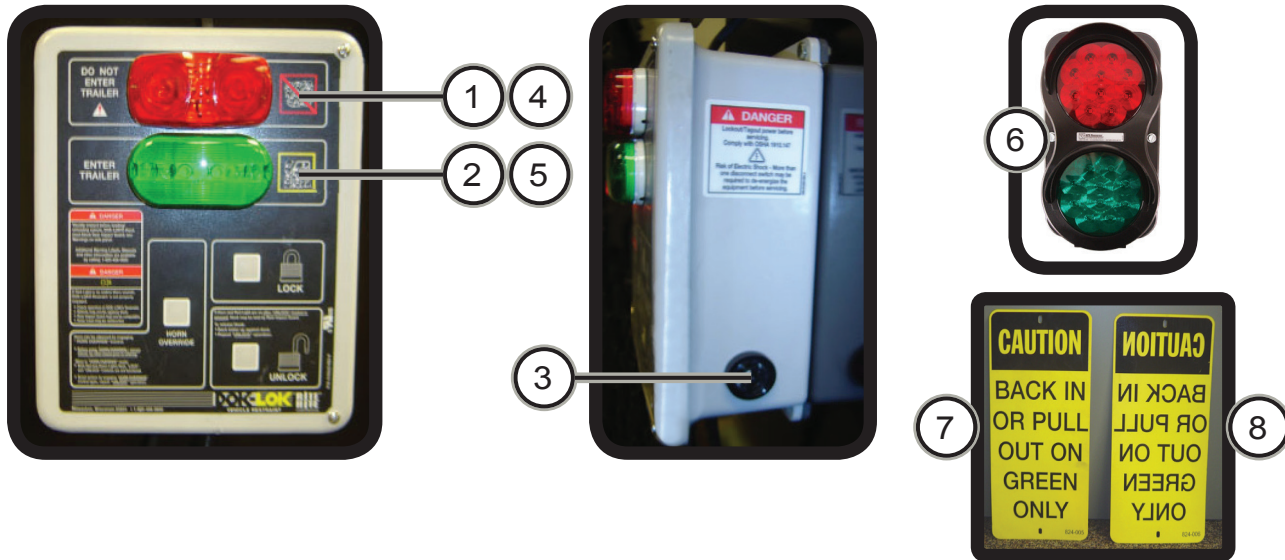
*Consult Factory before ordering

Power Unit Parts



Item Number	Item Description	VBR-300
1	Hydraulic Power Unit	C107127
2	Fitting #4 o-ring (M) #4 JIC (M)	C107130
3	Fitting #4 o-ring (M) #4 JIC (F)	C107129
4	Hose, 244" long	C107116
5	Hose, 228" long	C107115
ALSO AVAILABLE		
	Mounting Bracket, Hydraulic Power Unit	C107131
	Mounting Bracket Bolt	C58108
	Mounting Bracket Lockwasher	C51833

VBR-300 Control Box and Lights

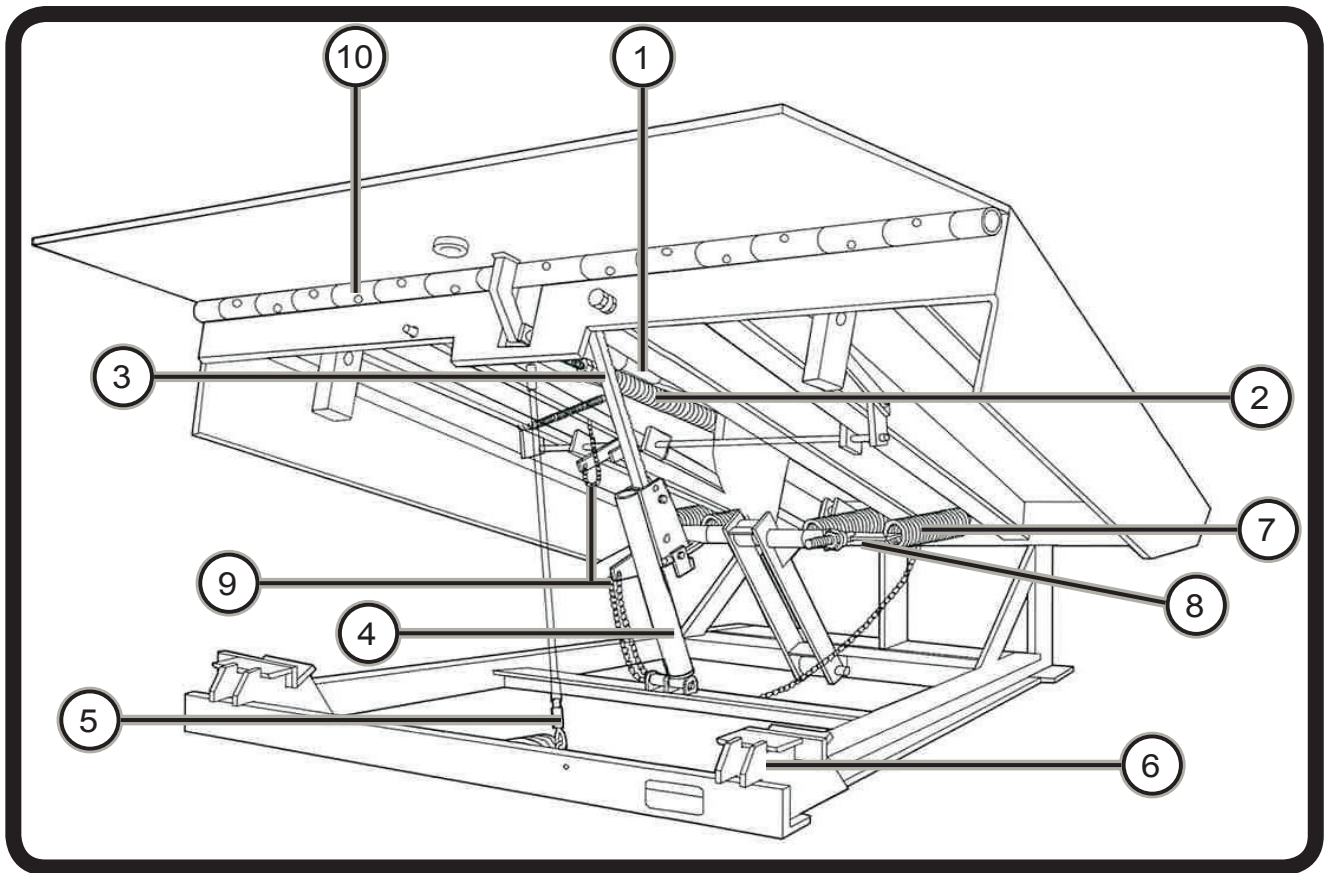


Item Number	Item Description	VBR-300/ALP
1	Inside Signal Light, Red Lens Only, Rectangular	C57840
2	Inside Signal Light, Green Lens Only, Oval	C55812
3	Horn, 12VDC	C57383
4	Inside Signal Light, Red Assembly	C57803
5	Inside Signal Light, Green Assembly	C55742
6	Complete Assembly - LED, 12V	AP1118
7	Sign, Narrow Caution Outside Regular Image (10-½" x 25-¼")	C56112
8	Sign, Narrow Caution Outside Reverse Image (10-½" x 25-¼")	C56113

ALSO AVAILABLE

Screw, Round Head	C18364
Light Bulb, Incandescent, Inside	C57187
Lamp Socket Assembly	C57186
Sign, Standard Caution Outside Regular Image (18" x 21")	C56096
Sign, Standard Caution Outside Reverse Image (18" x 21")	C56097
Control Box - LED 12V Upgrade: Kit (2 Red, 2 Green)	SE637145
Red, 2 Required	SE637140
Green, 2 Required	SE637142
Outside Light LED Upgrade Kit, 12-24V (1 Red, 1 Green)	LED1224CK
Fuse (Control)	C107571
Fuse (OS Lights)	C119018
Fuse (Motor MDLS)	C57419
Circuit Boards	Call APS Resource Technical Support

Typical Rite Hite® Mechanical Leveler



Item Number	Item Description
1	Hydrashock
2	Lip Assist Springs
3	Ratchet Bars
4	Holdowns
5	Snubber Assembly
6	Lip Keepers
7	Main Springs
8	Spring Paddles
9	Pull Chains
10	Grease Fittings
Call APS Resource Technical Support to get specific Part Numbers. This is to serve as a reference for parts available.	

REPLACEMENT PARTS FOR RITE-HITE® BRAND LEVELERS AND RESTRAINTS
CALL APS RESOURCE FOR ADDITIONAL OFFERINGS!

P/N	Item Description
AP0030	W/S RH PVC STRIPS 84"
AP0074	LIMIT SWITCH
AP0075	CONNECTOR 4 WAY PLASTIC BODY
AP0078	LENS ONLY, RECTANUGLAR RED INSIDE
AP0079	ROTOR CLIP SHR. RETAINING RING
AP0105	SCREW MACHINE
AP0107	SELF TAPPING SCREW
AP0177	COUPLING HUB
AP0197	W/S RH ALUM EXTRUSN 84"
AP0237	SNUBBER SPRING
AP0238	SNUBBER SPRING (LARGE)
AP0332	COTTER PIN
AP0875	ADAPTOR, G3M TO G3
AP1063	KIT, ROLLER CHAIN AND SPROCKETS
AP1118	COMPLETE ASSEMBLY - LED 12-24V
AP1676	LIP CYLINDER
AP1877	SHUTTLE VALVE
AP1881	LED BULB ASSEMBLY, RED
AP1882	LED BULB ASSEMBLY, GREEN
AP1885	HOOK, STANDARD REACH
AP4056	SHUTTLE VALVE
C06727	VELOCITY FUSE
C06728	VELOCITY FUSE
C100363	45 ELBOW 7/16-20 STRAIGHT THREAD
C100375	LIP CYLINDER LIP LUG
C100376	LIP CYLINDER BASE LUG
C102239	LIP CYLINDER
C102247	CYLINDER LIP PIN (ROD END)
C102312	CYLINDER LIP PIN (BASE END)
C102640	LIMIT SWITCH
C103101	POWER UNIT, 115/230, 1PH
C103163	CONTROL BOX, 120/240/1 ASSY.
C103164	ADAPTOR
C103713	O-RING, RESERVIOR
C104002	HYDRAULIC HOSE 74 1/4"
C104003	HYDRAULIC HOSE 46"
C105494	PIN
C105495	PIN, SLOPE EXTENSION PIVOT
C107112	HYDRAULIC LIFT CYLINDER
C107113	FITTING, 90 DEGREES
C107114	FITTING, 90 DEGREES
C107115	HOSE, 228" LONG
C107116	HOSE, 224" LONG
C107118	SPACER
C107119	CLEVIS PIN
C107120	SPRING, 3/8" OD
C107121	MAGNET, 3"

P/N	Item Description
C107122	SENSING SWITCH ASSEMBLY
C107127	HYDRAULIC POWER UNIT
C107129	FITTING
C107130	FITTING
C107131	MOUNTING BRACKET
C107576	CIRCUIT BREAKER
C107637	SPACER
C108500	COVER PLATE FOR VBR RESTRAINT
C109061	RESERVOIR BREATHER
C109198	LUG GAS SPRING BARRIER END
C109199	LUG GAS SPRING BASE END
C109552	SCREW, PAN HEAD
C111751	CLEVIS PIN
C111754	GAS SPRING KIT, VBR-300
C111754-1	GAS SPRING PARTS FOR VBR-300
C113247	RESERVOIR TANK - 1 GALLON
C113248	POWER UNIT
C1380	LIP CYLINDER ASSEMBLY
C1380-1	CYLINDER AND MOUNTING PLATE
C1506	SAFETY LEG
C1551	LIP ASSIST
C1558	SAFETY LEG LINKAGE, MECH
C15755	CAM ASSEMBLY
C15782	ROLLER WITH BEARING
C16920	ELBOW 7/16-20 STRAIGHT THREAD
C17272	VALVE, SOLENOID 4W2P H21/31
C17273	COIL, 120V W/HIRSCHMAN TAB H21/31
C17687	SWITCH, 25A 125-250 VAC
C17847	WIRE HARNESS, CONTROL ASSY 66" LG, A4MR
C18205	WIRE HARNESS, G3M - 60"
C18205-108	WIRE HARNESS, 108"
C18205-120	WIRE HARNESS, 10'
C18205-180	WIRE HARNESS, 180"
C18205-7	WIRE HARNESS, 7'
C18205-90	WIRE HARNESS, 90"
C18207	MOTOR, DRIVE G3M
C18207A	ASSEMBLY, LOW PROFILE GEAR MOTOR
C18207B	ASSY, G3M LOW PROFILE GEAR MOTOR
C18210	SPRING COVER MOUNTING BOLT
C18211	LIMIT SWITCH, LS1, G3M
C18212	LIMIT SWITCH, LS2, G3M
C18221	KEY, GEARMOTOR
C18241	CLEVIS BASE ASSY PIT FLOORV-3-1
C18277	OUTSIDE LIGHT BOX LOW PROFILE W/O COVER
C18278	COVER ASSEMBLY, LOW PROFILE
C18280	LIGHT ASSY LOW PROFILE
C18287	COVER ASSY LOW PROFILE

REPLACEMENT PARTS FOR RITE-HITE® BRAND LEVELERS AND RESTRAINTS
CALL APS RESOURCE FOR ADDITIONAL OFFERINGS!

P/N	Item Description
C18344	MAGNET, 1"
C1883	SLOPE EXTENSION, 1 PC (OLD STYLE)
C1886	HOOK, 10.5" REACH
C18865	ELBOW 9/16-18 ADJUSTABLE SAE ELBOW
C19091	CONNECTOR ASSY, W/ GRIP & STAR RINGS
C19125	CHAIN #35 X 34 PITCHES LONG (G3M)
C1914	PAWL, MDL 55
C1954	SPRING COVER, RH
C1955	ROLLER TRACK PLATE
C1957	SPRING MOUNTING PLATE
C1962	MOTOR COVER ASSEMBLY
C1976	MOTOR COVER ASSEMBLY
C1987	LIFTING CLEVIS ASSEMBLY
C2013	LIP KEEPER ASSEMBLY
C3036	RAMP CONTROL BRACKET
C3050	MOUNTING BRACKET
C3081	HARDWARE KIT FOR REPLACEMENT FOR HYDRACH
C3085	REPLACEMENT PARTS KIT FOR HYDRACHECK CON
C3094	RAMP CONTROL CONVERSION KIT FOR RITE HITE
C3094-1	KIT, HARDWARE FOR RAMP CONTROL CONVERSION
C501	RAMP CONTROL, LONG HANDLE & RATCHET
C501-1	RAMP CONTROL, RH, W/LONG HANDLE NO RATCHET BAR
C5015	RATCHET BAR (FOR 8 FT BOARD), 8' RATCHET BAR
C5016	RATCHET BAR (FOR 6 FT BOARD)
C5017	LEVER ASSEMBLY
C5019	RATCHET BAR
C503	RAMP CONTROL, SHORT HANDLE & RATCHET BAR
C503-1	RAMP CONTROL, SHORT HANDLE, NO RATCHET BAR
C503-15	RAMP CONTROL, SHORT HANDLE, 8' RATCHET BAR
C503-16	RAMP CONTROL, SHORT HANDLE, 6' RATCHET BAR
C506	RAMP CONTROL
C50667	RAMP CONTROL HOLDOWN LUGS
C50670	LUG
C50751	PIN, 3/4" X 5"
C51061	LIP LUG
C51101	CUP FORMED WITHOUT RING
C51102	S-HOOK, 14" WIRE
C51106	TURNUED EYE BOLT
C51137	SHACKLE, 3/8"
C51147	HYDRACHECK
C51159	GREASE FITTING
C51186	NUT
C51507	NUT
C51522	NUT
C51538	NUT
C51549	NUT
C51556	NUT

P/N	Item Description
C51564	NUT
C51568	NUT
C51574	NUT
C51575	NUT
C51594	LOCKNUT
C51626	SCREW
C51627	HEX HEAD CAP SCREW
C51636	BOLT, 1/4"-20NC X 1-1/2" SOC HD.
C51645	SCREW MACH SC RD HD SLOTTED
C51688	HEX HD BOLT
C51689	SCREW
C51706	WASHER, FLAT
C51709	WASHER, FLAT
C51721	WASHER, FLAT
C51728	5/16" FLAT WASHER
C51730	WASHER, 1"
C51745	BUSHING, MACHINERY
C51749	WASHER, FLAT
C51800	LOCK WASHER, LOCK
C51811	WASHER, LOCK
C51833	LOCK WASHER, 3/8"
C51901	COTTER PIN
C51902	COTTER PIN
C51903	COTTER PIN
C51907	COTTER PIN
C52010	SPRING, COMPRESSION
C52014	SPRING, LIP
C52019	SPRING, PAWL
C52100	SPRING, EXTENSION MAIN
C52105	SPRING, SNUBBING CABLE
C52101	SPRING, EXTENSION, MAIN, 44 COILS
C52106	SPRING
C52108	SPRING, EXTENSION, 17.75" @ 24#/IN
C52109	SPRING, EXTENSION, BUMPER RETURN 21-5/8"
C52110	SPRING, EXTENSION
C52111	HOLDOWN SPRING
C52114	SPRING, EXTENSION
C52117	SPRING, TRUCK RESTRAINT, BOOSTER
C52119	SPRING, LEVER TENSION
C52120	SPRING, EXTENSION, LARGE, 24.5"
C52126	SPRING
C52128	SPRING, LIP LIFTER
C52129	SPRING
C52311	BEARING, NEEDLE
C52312	BEARING, NEEDLE
C52323	BEARING ARM LIFT
C52404	CLEVIS PIN

REPLACEMENT PARTS FOR RITE-HITE® BRAND LEVELERS AND RESTRAINTS
CALL APS RESOURCE FOR ADDITIONAL OFFERINGS!

P/N	Item Description
C52406	CLEVIS PIN
C52408	CLEVIS PIN
C52420	CLEVIS PIN
C52424	CLEVIS PIN
C52425	CLEVIS PIN
C52427	CLEVIS PIN
C52428	CLEVIS PIN
C52429	CLEVIS PIN
C52430	CLEVIS PIN
C52431	CLEVIS PIN
C52432	CLEVIS PIN
C52433	CLEVIS PIN
C52434	CLEVIS PIN
C52435	CLEVIS PIN
C52436	CLEVIS PIN
C52437	CLEVIS PIN
C52438	CLEVIS PIN
C52439	CLEVIS PIN
C52409	PIN
C52417	CLEVIS PIN
C52418	CLEVIS PIN
C524425	CLEVIS PIN
C52464	CLEVIS PIN
C52500	CLEVIS PIN
C52503	SWAGED WASHER CLEVIS PIN W/COTTER PIN
C52510	CLEVIS PIN
C52515	CLEVIS PIN
C52523	CLEVIS PIN, ADL-400
C52525	CLEVIS PIN
C52604	PIN, ¾"
C52610	CLEVIS PIN, ½" X 2-¾"
C52612	RAMP HINGE PIN
C52614	CLEVIS PIN
C52616	PIN
C52627	FRONT MOUNT PIN
C52630	RAMP HINGE PIN. 1" X 3-¾"
C52644	CLEVIS PIN 1" DIA X 3 ½" LONG
C52649	CLEVIS PIN 1" DIA X 6 ¼" LONG
C52656	PIVOT PIN, SLOPE EXTENSION
C52673	PIN
C52704	CAM ROLLER
C52713	CAM ROLLER WITH BEARINGS
C52718	LIFTER CASTING
C52804	SPRING PIN SLOTTED
C52820	ROLL PIN
C52821	SPRING PIN SLOTTED
C52824	SPRING PIN SLOTTED

P/N	Item Description
C53150	ANCHOR BOLT
C53200	LANYARD CHAIN, 76 ½"
C53201	LANYARD CHAIN, 96"
C53202	CHAIN, SAFETY LEG PULL ASSY
C53207	LANYARD CHAIN 50" LONG
C53432	CAM, LIMIT SWITCH
C53736	SPACE TUBE
C53761	BUSING FLANGED
C54126	DECAL NO STEP
C54480	RACHET BAR
C54818	KEY HOOK
C54847	RETAINER FOR TOP SPRING
C54849	SPRING COVER LH
C54857	RETAINER TOP SPRING
C54864	KEY, SPROCKET & CAM
C549	RAMP CONTROL, LONG HANDLE
C549-16	RAMP CONTROL, LONG HANDLE, 6' RATCHET BAR
C549-19	RAMP CONTROL, LONG HANDLE
C54987	SHAFT, HOOK
C55024	BREATHING CAP
C55032	SHUTTLE VALVE
C55033	ADJUSTABLE SEQUENCE VALVE
C55267	ELBOW 9/16-20 STRAIGHT THREAD
C55502	LIMIT SWITCH, ARDT
C55517	SWITCH ASSEMBLY - 10 FT CORD
C55592	TY-RAP
C55627	TWIST LINK MACHINE CHAIN
C55723	SWITCH ARM ONLY (LIMIT SWITCH NOT INCLUDED)
C55733	FLASHER, SOLID STATE
C55741	LIGHT, INSIDE
C55742	LIGHT, INSIDE GREEN, OVAL ASSY.
C55753	ALARM HORN, 12V
C55760	BRIDGE RECTIFIER
C55761	10AMP DIODE, 10 AMP
C55768	BULB, INSIDE LIGHT
C55784	FUSE, 3 AMP
C55790	TIMER
C55811	LENS ONLY, OVAL RED INSIDE
C55812	LENS ONLY, OVAL GREEN INSIDE
C55819	SWITCH LS1
C55820	SWITCH LS1
C55826	TRANSFORMER
C55846	CIRCUIT BREAKER, 2.5 AMP
C55849	LIGHT ASSY, RED, OUTSIDE
C55850	LIGHT ASSY, GREEN, OUTSIDE
C55851	LIGHT BULB
C55866	CORD GRIP

REPLACEMENT PARTS FOR RITE-HITE® BRAND LEVELERS AND RESTRAINTS
CALL APS RESOURCE FOR ADDITIONAL OFFERINGS!

P/N	Item Description
C55875	LIMIT SWITCH
C55876	LIMIT SWITCH
C55924	PLUG RETAINER
C56036	SPRING, EXTENSION
C56082	CARRIAGE ROLLER
C56095	SIGN, INSIDE CAUTION "ENTER ON GREEN ONLY"
C56096	SIGN, STANDARD OUTSIDE CAUTION, REGULAR
C56097	SIGN, STANDARD OUTSIDE CAUTION, REVERSE
C56112	SIGN, NARROW OUTSIDE CAUTION, REGULAR
C56113	SIGN, NARROW OUTSIDE CAUTION, REVERSE
C56117	SPROCKET ZP 10-TOOTH W/ KEY
C56118	KEY, GEAR MOTOR
C56141	COVER ONLY W/ VISORS OUTSIDE LIGHT BOX
C56142	CLIP LIGHT
C56150	SPROCKET, HOOK SHAFT
C56151C	PLUG & CABLE ASSY MALE
C56151E	CHAIN, 17" DRIVE #35 3/4 PITCH W/ MASTR LINK
C56151G	SPROCKET, DRIVE MOTOR
C56175	DRIVE CHAIN
C56177	SPROCKET, HOOK SHAFT DRIVE
C56500	BUSHING, FLANGED
C56522	CHAIN, DRIVE #35 3/4 PITCH W/MASTER LINK
C56523	PLUG
C56525	SET SCREW
C56526	RING, RETAINING
C56540	CAGE NUT
C56557	SPRING, GAS
C56569	S-HOOK, 14" WIRE
C56571	KLIPRING
C56572	KLIPRING
C56573	KLIPRING
C56574	KLIPRING
C56775	RETAINER RING KLIPRING
C56576	KLIPRING
C57020	PUSHBUTTON W/CONTACT BLOCK
C57087	KEY SWITCH ASSEMBLY
C57087-1	KEY, REPLACEMENT FOR A C57087 KEY SWITCH
C57099	LIGHT BOX OUTSIDE WITHOUT COVER
C5718	BULB
C57128	LIGHT ASSY., RED 4" OUTSIDE
C57129	LIGHT ASSY., GREEN 4" OUTSIDE
C57184	LAMP HOUSING RED
C57185	LAMP HOUSING GREEN
C57186	LAMP SOCKET ASSY.
C57187	BULB
C57189	FUSE, 5 AMP
C57327	TRANSFORMER

P/N	Item Description
C57349	TRANSFORMER
C57350	CIRCUIT BREAKER, 3 AMP
C57368	LIMIT SWITCH LS1
C57369	LIMIT SWITCH, LS2
C57383	ALARM HORN
C57428	FUSE
C57803	LIGHT ASSY, RED-RECTANGULAR
C57840	LENS, RED-RECTANGULAR
C58018	MOUNTING BOLT FOR SPRING COVER
C58022	BOLT, CARRIAGE
C58041	MACHINE SCREW HD SLOTTED
C58069	HEX HEAD BOLT
C58078	SCREW, SOCKET HEAD CAP, 1/4-20 X 3/4
C58103	BOLT
C58108	BOLT
C58814	NUT
C59221	PIN GROOVED
C58222	PIN GROOVED
C59224	PIN HINGED
C59548	LUG LIP LATCH
C59577	RACHET BAR
C6034	SPRING ADJUSTING ROD, 4 HOLE PADDLE
C6056	SPRING ADJUSTING ROD, 3 HOLE PADDLE
C6059	SPRING ADJUSTING ROD, 2 HOLE PADDLE
C6079	CARRIAGE ROLLER, NEEDLE BEARING TYPE
C6082	CARRIAGE ROLLERS
C6085	SHAFT BEARING
C6086	ROLLER - CAM FOLLOWER-TAPERED
C65609	CIRCUIT BREAKER, 5 AMP
C65887	PUSH BUTTON
C65889	MOUNTING LATCH
C65890	CONTACT, N/O
C65896	CONTACT, N/C
C65897	KEY, REPLACEMENT FOR A C65898 SWITCH
C65899	KEY SWITCH - 2 POSITION
C65911	CONTACTOR
C65912	RELAY
C6625	FUSE, VELOCITY, 6 GPM
C6696	RAMP CYLINDER
C68058	MOTOR MOUNT
C68207	BOLT HEX
C68242	PLATE MOVABLE
C68245	FORMED ANGLE
C68247	PLATE, BASE 8"
C68248	PLATE, BASE 11"
C68249	PLATE, BASE 14"
C7040	LINK, ASSY, 8' DOCKLEVELER

REPLACEMENT PARTS FOR RITE-HITE® BRAND LEVELERS AND RESTRAINTS
CALL APS RESOURCE FOR ADDITIONAL OFFERINGS!

P/N	Item Description
C7041	KIT, HANGER BRACKET
C7042	BRACKET ASSY-LIP LATCH
C7045	LINK, ASSY, 6' DOCKLEVELER
C7104	WIRE HARNESS, 54"
C717	LATCH ASSEMBLY
C7210	LIGHT BOX OUTSIDE COMPLETE W/COVER
C7210A	LIGHT BOX OUTSIDE COMPLETE W/VISOR COVER
C722	ROD ASSY PUSH
C8016	ASSY, SPRING & CABLE , 32" LONG
C8018	ASSY, SPRING & CABLE, 8 FT LEVELER, 34" LONG
C8019	ASSY, SPRING & CABLE, 6 FT LEVELER, 29" LONG
C8020	ASSY, SPRING & CABLE, 10 FT LEVELER, 36½" LONG
C8022	CHAIN RELIEF ASSY KIT
C8026	SNUBBING CABLE ASSEMBLY, ADJUSTABLE
C8029	CABLE ASSY.
C8045	CABLE ASSY.
C8046	CHAIN ASSY.
C8047	CHAIN ASSY.
C8048	CHAIN ASSY.
C8049	CHAIN ASSY.
C8051	CHAIN SUB-ASSY.
C8052	CHAIN ASSY.
C8053	CABLE ASSY.
C8054	CHAIN SUB-ASSY. LIP LIFTER
C8055	CHAIN SUB-ASSY.
C8056	CHAIN ASSY.
C8057	CHAIN SUB-ASSY. LIP LIFTER
C8058	CHAIN SUB-ASSY. LIP LIFTER
C8059	CHAIN ASSY.
C8306	MOTOR, DRIVE (INCLUDES SPROCKET & CHAIN)
C8307	WIRE HARNESS -68" 9-WIRE (LDL)
C8307-180	WIRE HARNESS 180" LONG
C8307-240	WIRE HARNESS 9-WIRE 20 FT LONG
C8307-84	WIRE HARNESS - 84" 9- WIRE (LDL)
C8315	WIRE HARNESS - 68" 7-WIRE (SDL)
C8315-120	WIRE HARNESS 120" LONG
CRH504	RAMP CONTROL W/ SHORT HANDLE 6' RATCHET
CRH505	RAMP CONTROL W/ SHORT HANDLE 8' RATCHET
CRH506	RAMP CONTROL W/ SHORT HANDLE 10' RATCHET
UTG6	UNIVERSAL TOE GUARD KIT, 6 FT. LEVELER
UTG8	UNIVERSAL TOE GUARD KIT, 8 FT. LEVELER
UTG10-20	UNIVERSAL TOE GUARD KIT, 10 FT. LEVELER, 20" PIT
UTG10-24	UNIVERSAL TOE GUARD KIT, 10 FT. LEVELER, 24" PIT
091116	BEARING
101097	EXTENSION SPRING
127002	ZERK FITTING
131533	NUT, SERRATED FLANGE 3/8"-16
131534	CARRIAGE BOLT, 3/8"-16 X 1"

Terms and Conditions

TERMS AND CONDITIONS

PLEASE TAKE NOTICE that sales of goods and/or services ("Product") by 4Front Engineered Solutions, Inc. ("Seller") are subject to and conditioned on Buyer's acceptance of Seller's current General Terms and Conditions of Sale ("Terms") posted at <http://www.4frontes.com/TermsOfSale.htm>, available from seller upon request and incorporated herein by reference.

Acceptance of orders constitute an agreement by the Buyer to purchase goods and/or services ("Product") from Seller in accordance with the Terms, which are hereby incorporated by reference, and does not constitute an invitation to negotiate. Buyer's purchase of Product from Seller is expressly limited to the Terms. Any additional and/or conflicting terms and conditions in any proposal, offer of purchase, purchase order, acknowledgement or other document or oral statement issued or provided by Buyer are hereby specifically rejected unless expressly accepted in writing by an authorized officer of Seller. In the event that sales are deemed to be a response to an offer made by Buyer to purchase Product, Seller's acceptance of such offer is hereby conditioned on Buyer's assent to any additional or conflicting terms provided by Seller in its Terms.

APS Resource Warranty

APS Resource warrants that, except as noted below, any part or product sold by it will be free from defects in material and workmanship for a period of one year from the date of initial shipment by APS Resource. This warranty covers only the particular part or product supplied by APS Resource and does not extend to any other component or equipment. This warranty does not apply to signal or control light bulbs. Parts requiring replacement due to vehicle impact, abuse, or improper installation or operation of equipment are not covered by this warranty. APS Resource's sole liability in connection with the sale of its parts and products is limited to the replacement of the particular defective part or product supplied by APS Resource.

Except as set forth above APS Resource makes no warranty, express or implied, with respect to any parts or products, and APS Resource disclaims any implied warranties, including those of merchantability or fitness for any purpose. In no event shall APS Resource be liable for any incidental, consequential or special damages of any kind.

APS RESOURCE DISCLAIMS ALL WARRANTIES AND LIABILITIES, whether express or implied, arising out of the use of any PARTS in a manner inconsistent with the installation, operation, service and/or maintenance instructions and all warnings provided by the Original Equipment Manufacturer (OEM). Purchasers should refer to the applicable OEM written materials when selecting, purchasing, installing, maintaining, or servicing PARTS. APS RESOURCE has not independently reviewed any OEM written materials for completeness or accuracy and DISCLAIMS ANY RESPONSIBILITY OR LIABILITY arising out of any errors and/or omissions in such materials. In selling PARTS, APS RESOURCE is not attempting to modify and DISCLAIMS ANY RESPONSIBILITY OR LIABILITY for any modification to and/or any updating of the original equipment and all of its components.



APS Resource®
Your Aftermarket Solution

APS RESOURCE'S COMPREHENSIVE LINEUP INCLUDES:

airDefense® Retro Fit Kits	HTC - Hydraulic Conversion Kit™
APS&GO - LED™ Safety Light Systems	Kelley Atlantic Brand Service Parts
APS 2000® Rotating Hook Vehicle Restraint	Kelley® Brand Service Parts
ATC - Air Conversion Kit™	Laminated Dock Bumpers
Bollard Covers	LED Guide Lights
Bumper Brackets & Buildouts	LED Upgrade Kits
Column Protectors	Metal Head Dock Lights
Curb Angle Sets	Molded Dock Bumpers
Dock Bumpers	Pipe Bollards
Dock Defender™ Bumper	Pit Kits
Dock Guide Lights	Polycarbonate Head Dock Lights
Dock Impact Barrier™	Rack Post Protectors
Dock Impact Barrier - LC™	Rear Spiral Seal
Dock Light / Fan Combinations	Reflect & Guide Stripes
Dock Seal Recovers	Rite-Hite® Brand Service Parts
Dock Seal Wear Pleats	Security Dock Gates
Dock Strobe™	Sentry-Rail™ Guard Railing
Dock Stufr®	Sentry-Rail - LT™ Guard Railing
Dock Visual Barrier	Serco® Brand Service Parts
DOK-LOK® Replacement Parts	Slider Rail
Door Edge Sealr™	Spring Head Dock Lights
Door Section Saver	Stand-off Kits for Restraints
Door Sprag™ Seals	Steel Faced Dock Bumpers
Drain Pipe Protectors	Steel Pit Kits
ENERGY GUARD® Retrofit Kits	S.W.A.T. (Secondary Warning Alert Technology)
E-Saver 30™ LED Lamp	Trak-Sentry™ Door Track Protectors
E-Saver 38™ LED Lamp	Truck Alert Light Communication Systems
Extra Length Dock Bumpers	Turbo-ES™ Fan
FLEX-BACK™ Door Panel	Visual Barriers
Fork Sentry	Wall & Door Guard
G-Flex Dock Light™	Weatherseal Kits for Dock Levelers & Doors
G-Flex LED Dock Light™	Wheel Chocks & Chains
High Impact LED™ Dock Light	Work Safe Gate™
Hold-Safe™ Trailer Stabilizer	Z-Guard Door Track Protectors

Your APS Resource Local Distributor Is:

